

# Friendship Challenge:

## God Is Your Friend



# Index

## **ACTIVITIES**

**Creation**

**God gives a home to each animal**

**God gives a home to everyone**

**How do we pray**

**Bead a cross**

**God is our shepherd**

**God is your Friend**

**I want to be a Ladybug**

**Noah's Ark**

**A Miracle done by Jesus**

**Jesus Loves Me**

**Christmas Crib**

## **SONGS**




# God is your friend

## Creation




- God made the beautiful world
- God made everything in it
- God is wise, he knew how to make everything just right
- God loves and cares for everything he made
- God loves us




On the first day, God separated light from darkness.

1




On the second day, God made the sky and the water.

2




On the third day, God made dry land and plants.

3



On the fourth day, God made the sun, moon and stars.

4




On the fifth day, God made the birds in the sky and the fish in the oceans.

5



On the sixth day, God made the animals and man.

6



On the seventh day, God rested.

7



God made all things.  
He is the Creator.  
He loves YOU!

8

Print a copy for each child so that they can colour it in and understand how Creation started.



# Creation








Colour & cut the pictures given and stick them on the Day that God Created them!!



Look and see what God made!

Day 1	Day 2	Day 3
Day 4	Day 5	Day 6

God made everything!  
And he rested on Day 7!





# Creation

God is your friend



Look and see what God made!

Day 1

Day 2

Day 3

Day 4

Day 5

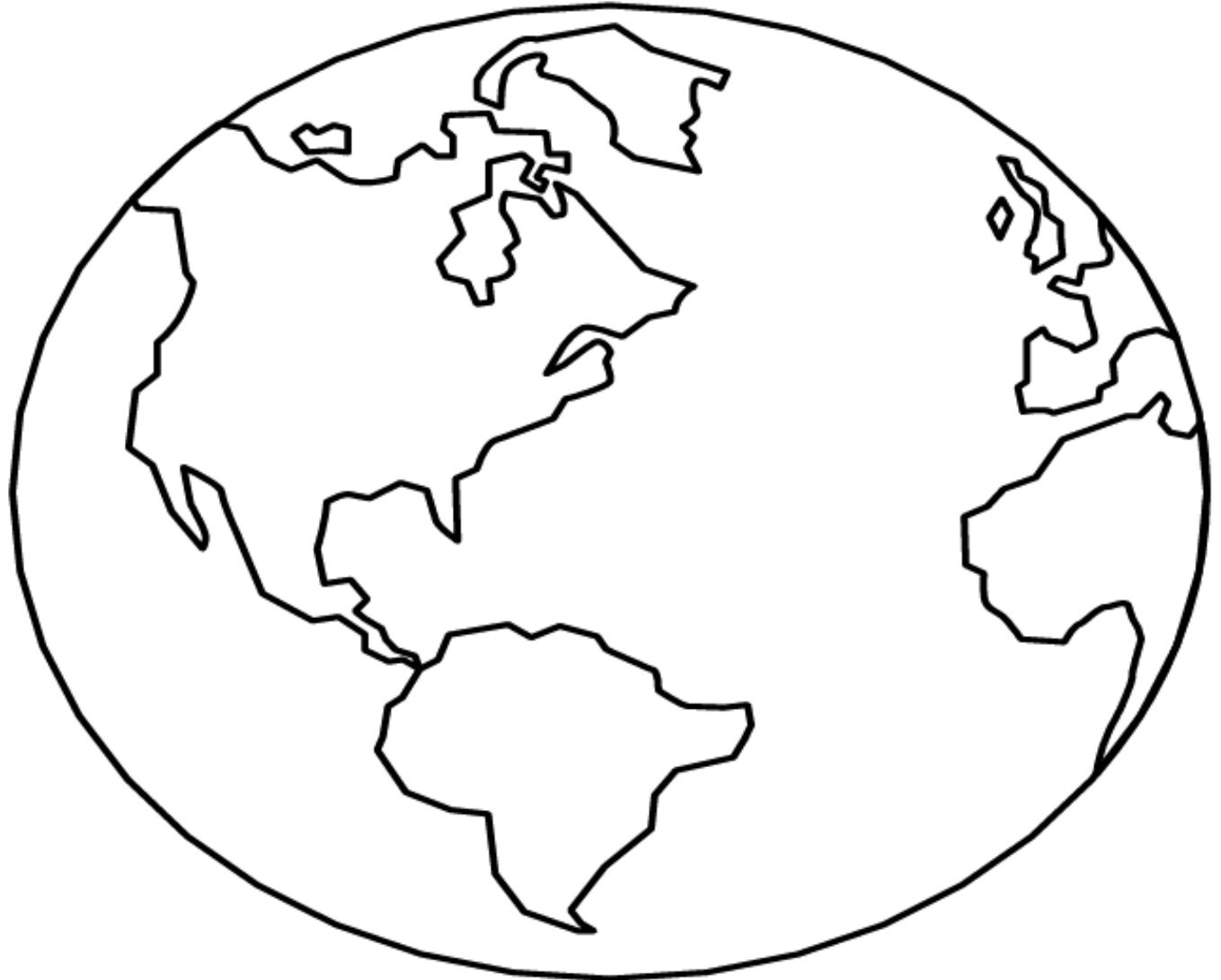

Day 6

God made everything!  
And he rested on Day 7



# God gives a home to each animal!!

Colour & cut the pictures given and stick them on the World!



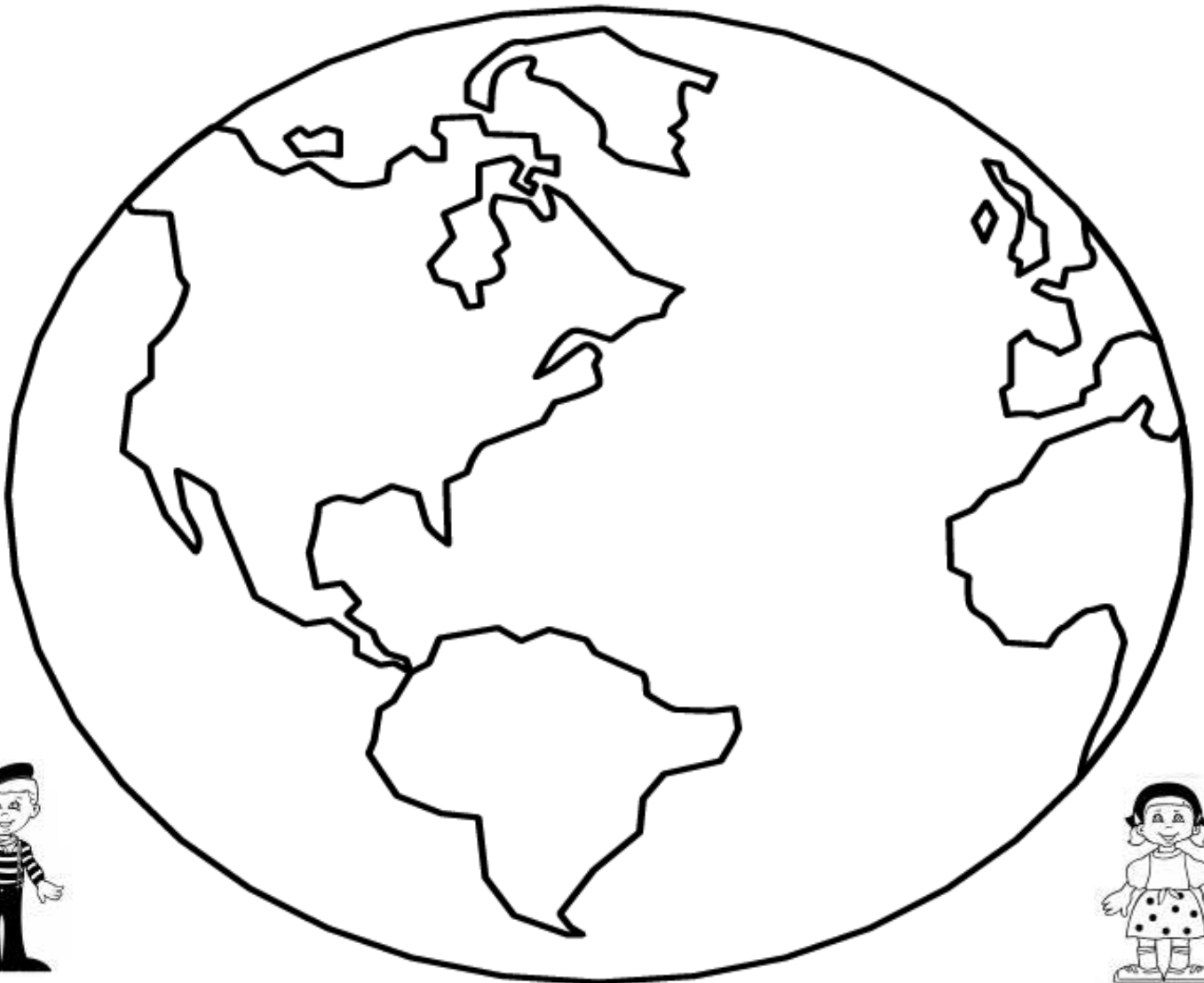


# God gives a home to everyone!!

Colour & cut the pictures given  
and stick them on the World!



Everyone is special for God even though we might come  
from different countries and cultures!!!





# God is your friend

## How do we pray



- We thank God for our blessings
- We pray for others in need
- We pray for forgiveness
- We can also sing our prayers

## Bookmark

Prepare a prayer at the back of this bookmark.

In our next meeting all of you will say a prayer in the opening of the meeting.

It does not have to be long. A few words are also enough.



# God is your friend

## Bead a Cross



### What you will need:

- Beads
- Scooby Doo String
- Glue
- Scissors



### How to do it:

1. Start by laying out 6 coloured beads of your choice. And cut a long strip of Scooby doo.



2. Before you start stringing, you will need to attach 3 beads together with glue.



3. Continue with the bottom bead and slide it in the middle of the string.



4. Take your second bead, and lace both sides of your string through it.



6. Take your top bead and lace both ends of the string through it. Tie a knot at the top of the beads to hold the cross in place. Pull tight and you have your cross necklace!!



5. Push your second bead all the way down to the first one you strung on. Now string on your 3 glued beads. One side of the string goes through one bead, and the other side of your string through the other bead.





# God is your friend

## God is our Shepherd



God loves us and gives us everything we need. He is like a good shepherd who takes care of his sheep. When we are lost he will find the way for us. He is always watching over us. He keeps us safe.



### Log Chew

On a big chart stick the shepherd in the middle. All the children will have a copy of a sheep. Each child will have to cover the body of the sheep with wool and colour in the head. They can then stick their sheep wherever they desire. Under each sheep the children write their name on a piece of paper and stick it under the sheep.

This will resemble the Lord as the shepherd and the children as the sheep who are always watched over by our lord.





# God is your friend

Who are we??? The Mosquito or the Ladybug!!!  
God always loves us with all our good and bad.  
However it is nice to walk in God's path and try to  
set a good example.



Sometimes we don't always set a good example and we can bother other people by;

- Not sharing
- Yelling
- Not listening and always talking and interrupting
- Whining
- Being bossy
- Being a sore loser
- Wanting things your way all the time
- Always wanting to be right
- Arguing
- Getting others into trouble
- Getting mad easily and not wanting to play with others.
- Messing up things and not taking care of things that belong to others
- Always wanting something from someone but not giving back



Let us discuss two different bugs;

Mosquitoes are pests. They bother us. They fly around in front of your face. When they bite you they hurt you. People sometimes can be mosquito's when doing the mentioned above.



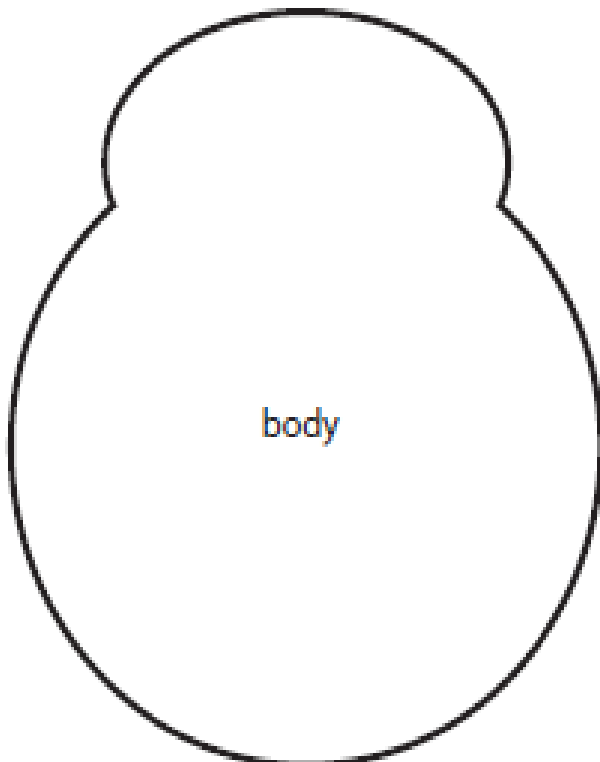
Ladybugs are very different than mosquitoes. People don't mind having them around because they do not bother us. Ladybugs are nice and helpful. They do not bite and hurt us. They make people happy with their presence. They also protect our plants.

Think about it.....who are you.....the mosquito or the ladybug!!!!



# God is your friend

"I want to be a Ladybug..."




*This is a very simple craft. All you need to do is colour and cut out the template given. Thread 2 antennae in the head and you're done.*

# God is your friend



## Noah's Ark



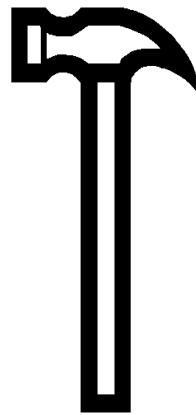
God saw that the people on His earth were mean.

1




Except for one man, named Noah.

2




God told Noah to build a boat.

3



Noah obeyed. He built an ark.

4




God sent two of each kind of animal to board the ark.

5




The rain came down. It washed away the mean people.

6



Noah sent a dove to find dry land. The dove brought back an olive branch.

7



God sent a rainbow as a promise never to send such a flood again.

8


Narrate the story of Noah's Ark.....

Colour the story in.....



























# God is your friend

## A Miracle done by Jesus



### Jesus Feeds 5,000 People

Jesus went to a place near the . More than **5,000**  followed Jesus there. They wanted Jesus to teach them. Jesus taught them many things. When it was time to , most of the  did not have . The  told Jesus He should send the  to the nearby  to buy . Jesus asked the  to see if anyone had . One  had **5** loaves of  and **2** small . Jesus told all the  to . He blessed the  and the  and broke it into pieces. The  gave the  and  to the . Because of the miracle Jesus performed as He blessed the  and , there was enough for everyone.




# God is your friend

## A Miracle done by Jesus

### Glittery Jesus Fish

Take a toilet paper roll and flatten it. Then cut it into strips. Cut the ring apart at one fold, cut 2 slits, and fit it together in the shape of Jesus fish.



Once you have your basic Jesus' fish shape, you can decorate it however you want.

It would be fun to just paint them, but its even nicer with glitters. To do this, use a paint brush to put some white glue onto the toilet paper roll.

Once its all covered in glue, it's time to add the glitter over the top of the fish. Shake the glitter over the top of the fish and voila' you are ready....



You can also use this craft as a game. Just attach a paper clip to the fish. Use a dowel and tie a thread with a magnet attached to it. Give it a go at fishing!!



# God is your friend


## How to do it:

- Colour and cut the template out.
- Use a glue stick to attach your picture in the middle space.
- Slide the template into your CD case.
- Continue by tying a piece of ribbon or string into a circle or with a bow at the end.
- Just close the ribbon in the CD case.



## What do you need:

- CD cover
- Ribbon
- Template
- Colours
- Scissors
- Photograph
- Glue stick







# God is your friend

## Christmas Crib

### What will you need:

- About 14 toilet paper rolls or cardboard squares
- Scissors
- Glue Stick
- Crayons/Colours
- Staples/Tape



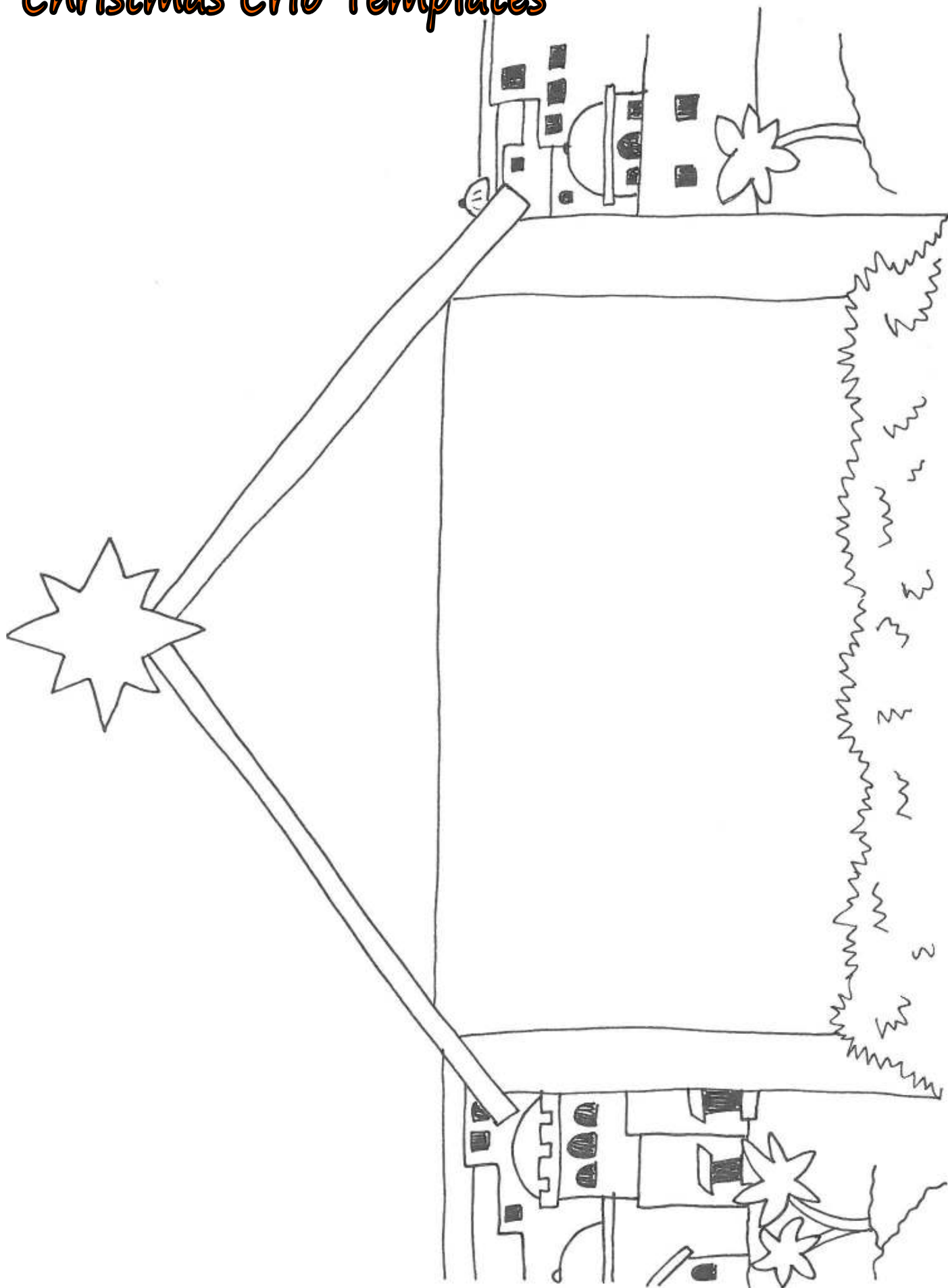
### How to do it:





This Christmas Crib is very simple. Just print, colour, cut and glue the templates round the toilet paper roll tubes (cutting the length of the roll to fit the size of template) to make the pieces stand up.

You can also print the templates and stick them on cardboard, colour, cut and use tape or staples to make them into a cylinder.




# Christmas Crib Templates






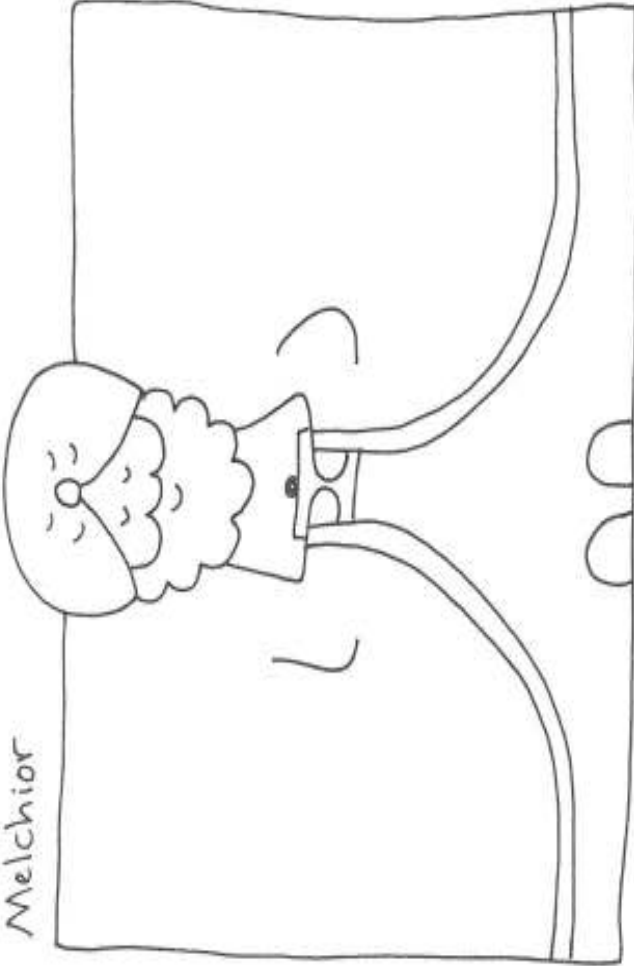
Balthasar



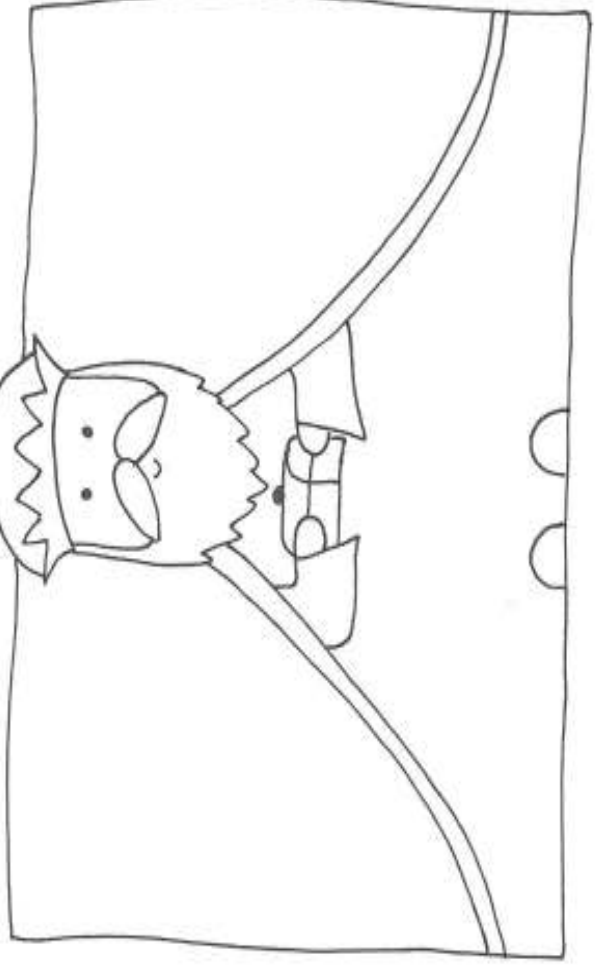
Camel



Melchior




Caspar




Shepherd



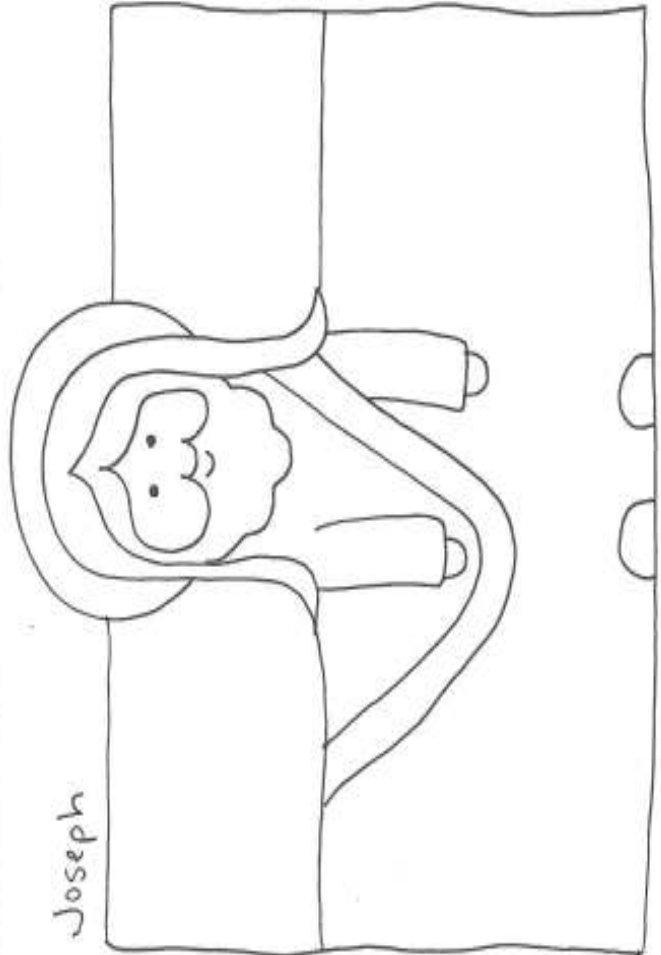
Sheep




Mary





Joseph



Jesus in Manger



Camels





God is your friend

Songs

# God is your friend



*He's got the whole  
world in his hands*



*He's got the whole world in His hands,  
He's got the whole world in His hands,  
He's got the whole world in His hands,  
He's got the whole world in His hands.*

*He's got my brothers and my sisters in His hands,  
He's got my brothers and my sisters in His hands,  
He's got my brothers and my sisters in His hands,  
He's got the whole world in His hands.*

*He's got the sun and the rain in His hands,  
He's got the moon and the stars in His hands,  
He's got the wind and the clouds in His hands,  
He's got the whole world in His hands.*

*He's got the rivers and the mountains in His hands,  
He's got the oceans and the seas in His hands,  
He's got you and he's got me in His hands,  
He's got the whole world in His hands.*

*He's got everybody here in His hands,  
He's got everybody there in His hands,  
He's got everybody everywhere in His hands,  
He's got the whole world in His hands.*





# God is your friend



*Kum ba ya  
(Come by here)*



*Kumbaya, my Lord, Kumbaya!  
Kumbaya, my Lord, Kumbaya!  
Kumbaya, my Lord, Kumbaya!  
Oh, Lord! Kumbaya!*

*Someone's Scouting, Lord, Kumbaya!  
Someone's Scouting, Lord, Kumbaya!  
Someone's Scouting, Lord, Kumbaya!  
Oh, Lord! Kumbaya!*

*Someone's praying, Lord, Kumbaya!  
Someone's praying, Lord, Kumbaya!  
Someone's praying, Lord, Kumbaya!  
Oh, Lord! Kumbaya!*

*Someone's singing, Lord, Kumbaya!  
Someone's singing, Lord, Kumbaya!  
Someone's singing, Lord, Kumbaya!  
Oh, Lord! Kumbaya!*

