

# OUR ENVIRONMENT

## Waste and Waste Management

Waste, and how we choose to handle it, affects our world's environment—that's YOUR environment. The environment is everything around you; and since by now you probably know that you need a healthy environment for your own health and happiness, you can understand why effective waste management is so important to you and everyone else. The waste we create has to be carefully controlled to be sure that it does not harm your environment and your health.

Waste is everything we throw away or get rid of and does not get used. The waste that we produce can be divided into:

- o **Hazardous Waste** - like toxins and other chemicals produced by factories, institutions and hospitals.
- o **Non-Hazardous waste** – like domestic/residential waste (daily home rubbish) and agricultural.

Non-Hazardous waste can again be divided into organic or biodegradable waste (vegetables, fruits, leaves and food leftovers), which can be broken down naturally by time and inorganic or non-biodegradable waste (glass, papers, plastic, aluminium), which takes more time to be broken down naturally.

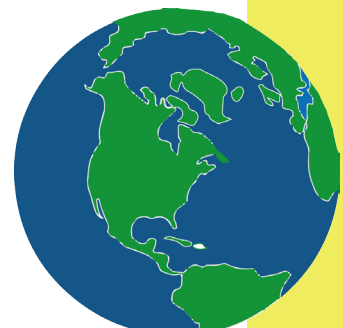
Waste Management is the generation, prevention, characterization, monitoring, treatment, handling, reuse and residual disposition of solid wastes.

### Methods of waste disposal include:

- o Landfills
- o Incineration
- o Recycling
- o Biological reprocessing
- o Energy recovery
- o Resource recovery



B151



## Reduce – Reuse – Recycle (3 R's)

Reduce, Reuse, Recycle — three great ways YOU can eliminate waste and protect your environment!

By learning about and practicing the 3 R's of waste management – Reduce, Reuse, Recycle, one is helping in producing a healthy environment and reduces waste.

**Reduce** - to make something smaller or use less, resulting in a smaller amount of waste

This can be done by:

- o Buying and using less
- o Start making wise 'package' decisions
- o Refuse store bags

**Reuse** - reusing materials in their original form instead of throwing them away, or pass those materials on to others who could use them too.

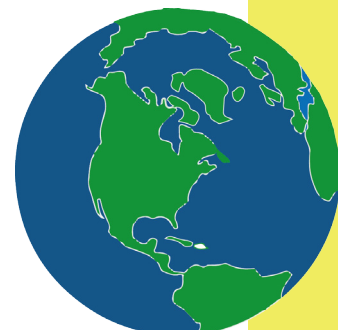
**Recycle** - don't just toss everything in the trash. Lots of things can be remade into either the same kind of thing or new products. Making new items from recycled ones also takes less energy and fewer resources than making products from brand new materials. Just about anything in your home that cannot be reused CAN be recycled into something else. Here are some of the things that can be recycled:

- o Aluminium/Steel cans
- o Cardboard
- o Electronic equipment
- o Glass (particularly bottles and jars)
- o Magazines and Newspapers
- o Metal
- o Plastic Bags
- o Plastic Bottles
- o Writing/Copy Papers
- o Yard Waste (leaves, grass)



**REDUCE-REUSE-RECYCLE**

BRONZE ARROW



## Recycling Waste

### Organic Waste:

This can be used as:

- o Soil improvement or compost
- o Animal raising
- o To provide a source of energy


### Inorganic Waste:

This can be either Recycled or Reused:

- o Glass bottles are sometimes reused after being thoroughly cleaned or else glass is recycled to make new glass containers or other products.
- o Plastic bottles are either reused or else they are recycled into new plastic objects.
- o Aluminium cans are mostly recycled to make new aluminium.
- o Newspapers and papers are recycled into new paper products. In fact, these are the most important recycled items due to their amount.



Recycling does not start at the waste plant but it starts in every household. Instead of taking out one bin with all the household waste, there should be some kind of waste separation at home. In fact even bins outside are colour-coded and people should throw their waste in the proper bin.



## In Malta

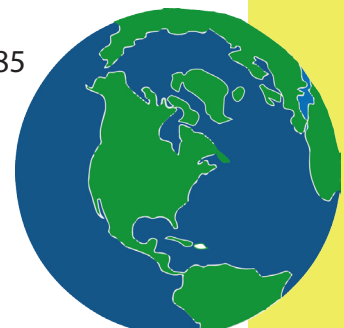
WasteServ is the company responsible for organizing, managing and operating integrated systems for waste management including integrated systems for minimization, collection, transport, sorting, reuse, utilization, recycling, treatment and disposal of solid and hazardous waste in Malta.

WasteServ Malta Limited

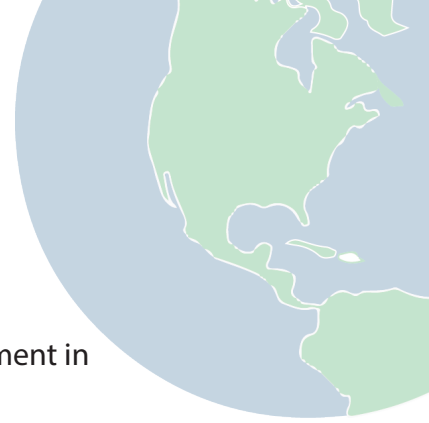
EkoCentre,  
Latmija Road,  
Marsaskala,  
Malta - MSK 9052

<https://www.wasteservmalta.com/>

Office General Telephone Number: 2385  
8000  
Freephone: 8007 2200



# ACTIVITY FACT SHEET



## Suggestions:

- o Use a cultural outing in order to teach the cubs about waste management in Malta and to see how it works.
- o Let each six create a recycled coloured bin in order to be used at the HQ during any activity and camp. This will help all the group to recycle.



**Activity:** Educational Outing



**Objective:** Our Environment



**Time:** 2 hours



**Outline:** Take the pack section to the Family Park and Waste Management Centre. The cubs will enjoy the outing while still learning something. At the Waste Facility a video can be shown to the cubs about the waste, afterwards a small tour of the facility can be done. (One needs to plan this activity beforehand and make arrangements with the Waste Management in order for the cubs to see the video and the Facility)

Afterwards the cubs can enjoy the Family Park and all the activities present there, where they can run around, see animals and much more.



**Equipment:** Notebook, pencil/biro, first aid, water, snack, sun protection gear.



**Place:** Marsaskala Family Park and The Visitor Waste Management Centre.



**Group Size:** Pack



**3rd Parties:** N/A

BRONZE ARROW



# ACTIVITY FACT SHEET



## During the Activity:

- SOCIAL** – Sharing their thoughts and experiences regarding the environment around them. Discussions between the cubs about what is waste, how we can reduce it, their ideas, etc... This can be done in the arena
- PHYSICAL** – Being physically active around the park.
- INTELLECTUAL** – Information sharing and stimulating ideas of ways to practice the 3 Rs at the HQ, school and home.
- CREATIVE** – One can explore creative ideas with the cubs of how to help the endangered species.
- EMOTIONAL** – Process the emotions that come about when discussing the environment – respect, responsibility, belonging, etc.
- SPIRITUAL** – Have the cubs stop in silence and use the different senses to observe their environment. What can they notice? Begin with the obvious and the normal and then focus on what usually goes unnoticed like the sun rays, shadows, birds singing, smell of soil, etc.

BRONZE ARROW

