

# MAKING CHOICES

We have to choose things all the time. What to do. Where to go. Who to be with. This session is a very delicate one. We as leaders must be very careful in the way we communicate this session. If we feel that we are not confident enough, we can always ask professional help. Every question tackles a real life problem. The cub must answer the question on his own, then discuss the outcome within small groups.

Our work, as leaders, is to show them what to do if one ever gets into this kind of situation. To talk it over with an adult, a parent, leaders, the priest, anyone who can help. These things should not be discussed with their friends as they are young and cannot help them much. We have to teach them that a problem must be tackled but not kept as a secret because the problem can grow out of proportion.

***“There is an older boy who hangs around Jason’s school. He tries to give pills to the children. What would you do if you were Jason?”***

This question deals with medicines and drugs. What should Jason do? Jason should be careful not to accept any of the pills offered even if he is curious. Apart from that, he must report this incident to his parents or an adult.

***“Mel is home alone. The phone rings. When Mel answers, a stranger asks if Mel’s mother is home. She is not. What would you do if you were Mel?”***


First of all, when a telephone call is answered and the caller is unknown you must always ask his/her name. If he doesn’t, you must be very careful. If the mother is not there, Mel can call the father. If both parents are not in the house, never say that you are alone. Rather tell the stranger that mum is unavailable at that moment and she’ll call back as soon as possible.

***“David is on a walk with his little sister. A car stops and a man asks them to come over to the car. What would you do if you were David?”***

Children must be taught not to have rides with strangers no matter what situation they find themselves in. Even if the people are not strangers they should be very cautious. If you find yourself in this situation first of all you should remain calm and refuse politely without approaching the car. You should keep walking if possible towards other people. If the person/s keep insisting you should knock on a door and ask to go in. You should never start running. If you have a mobile phone you should try to contact a parent or relative. You should also try to phone the police using a telephone booth (free phone) and inform them where you are and what is happening. Shouting should be kept as a last resort.

***“Tracy’s grandmother gives her money to buy an ice-cream cone. On the way to the store, a bigger boy asks for money and threatens to hit Tracy if she does not give him the money. If you were Tracy what would you do?”***

You should remain calm and give the money without making any fuss. You should then inform your parents about what happened and try to remember how the person looked like. You could also report the incident to the police.





***“Stefan and his little sister are home alone in the afternoon. A man knocks on the door and says he wants to read the meter. He is not wearing a uniform. What would you do if you were Stefan?”***

You should not open the door and remain calm. If possible inform your parents or relatives immediately. If you feel threatened secure the door and window locks. Lock yourself in a room where there is a phone and call the police on 112.

***“Marika is home alone. She looks out of the window and sees a man trying to break into a neighbour’s house through the back door. What would you do if you were Marika?”***

You should remain calm and make sure that all doors and windows are locked. You should then inform your parents or relatives and call the police on 112. NEVER try to go out of the house and investigate. Do not let the intruder see you.

***“What would you do if someone came up to you and said one of your parents was sick and you were to go with him?”***

You should refuse to go with him/her unless you are sure that the person is a family, friend or relative. If you are at school inform your teachers and ask permission to call home in order to verify if it is true. If not, call the police and tell them your concern or call support line on 179.

***“What would you do if you were in a public restroom and someone tried to touch you?”***

First of all you should remain calm. Try to move away and be careful not to corner yourself. Run away as soon as you have the opportunity and shout for help. You should always go near other people or directly to the police station. You should always inform your parents or relatives of the incident and avoid going back to that place alone. Try to remember what the person looked and pay particular attention to any special features or characteristics that the person might have (scars etc).

**REMEMBER:**

**IT IS NOT YOUR FAULT** if someone tries to hurt you.

**IT IS NOT YOUR FAULT** if someone tries to make you feel bad.

**IT IS NOT YOUR FAULT** if someone tries to scare you and confuse you.

**YOU CAN:**


Get away,

Say **“NO”**,

Yell **“HELP”** and always tell someone.

**Suggestions:**

- This activity is discussion based. Ideally the leader prompts the cubs by highlighting the salient points and then asking them their personal point of view about these points. Life situations should be used – the ones described in the Cub Book are suited for the age of the cubs. The leader can also opt to use a power point presentation.



# ACTIVITY FACT SHEET



**Activity:** Discussion



**Objective:** Making Choices



**Time:** 45 mins



**Outline:** Start the session by playing Kim's game. Place a number of objects under a blanket. Uncover the objects for a few seconds. Cover them again. Give each Cub a pencil and paper, and task them with listing as many objects as they can, the more detail the better (eg. Colours). You can refer back to this game, stating that observational skills are important, especially if we try to remember a face, or particular characteristics.

Allow some time for each Cub to go over the list of situations and write what they think they should do in such a situation. When they are finished, go over the list with them, ask them their thoughts, and correct any incorrect answers. Ensure that the Cubs understand that they are too little to confront perpetrators, and are better off running away from the danger.



**Equipment:** Blanket, small household objects, eg pencil, rubber, tape, woggle, scissors, etc.

If at Headquarters, power point presentation can be used (laptop). Discussion can also take place during any form of outdoor activity.



**Place:** HQ



**Group Size:** Arrow Group







**3rd Parties:** N/A



# ACTIVITY FACT SHEET



## During the Activity:

-  – The cubs are interacting and sharing different experiences between them.
-  – The physical aspect does not play a part in this session; however the situations outlined in the Cub Book can be performed by the cubs using role play.
-  – This session may raise feelings of fright and concern. Encourage the Cubs, and make sure they have someone they trust to speak with, if they feel unsafe.
-  – In this session, try to make the Cubs feel protected and safe. There may be people who try to harm them, however there are also people who have their best interest at heart. Help them feel connected with these people, be it family, a teacher, or even a Leader from the Group.

GOLD ARROW

