



# CEREMONIES

## Grand Howl

The Grand Howl is a way of reminding everyone about the Cub Scout Promise. Its origin 'dates' from the meetings of the Seeonee Wolf Pack at the Council Rock of the Jungle Book.

The Grand Howl is led by Akela (but any leader may lead) who starts off by shouting "Pack, Pack, Pack" while holding the arms out straight. The cubs respond by forming a circle with Akela in the middle (other leaders and cubs who have not yet been invested stay outside the circle and watch) with the duty sixer facing Akela.

The Grand Howl starts when Akela's hands are lowered.

*As Akela's arms go down Cubs squat and start the Howl immediately. The fingers should just touch the ground between the knees forming the scout sign.*

## The phrasing of the Howl is as follows:

**Pack:** "Akela, aħna ser nagħmlu hilitna"  
"Akela! We will do our best."  
*Cubs leap to their feet and stand at alert*

**Duty Cub:** "Cubs, intom ser tagħmlu hilitkom!"  
"Cubs, do your best"

**Pack:** "Iva, aħna ser nagħmlu ħilitna"  
"We will do our best"

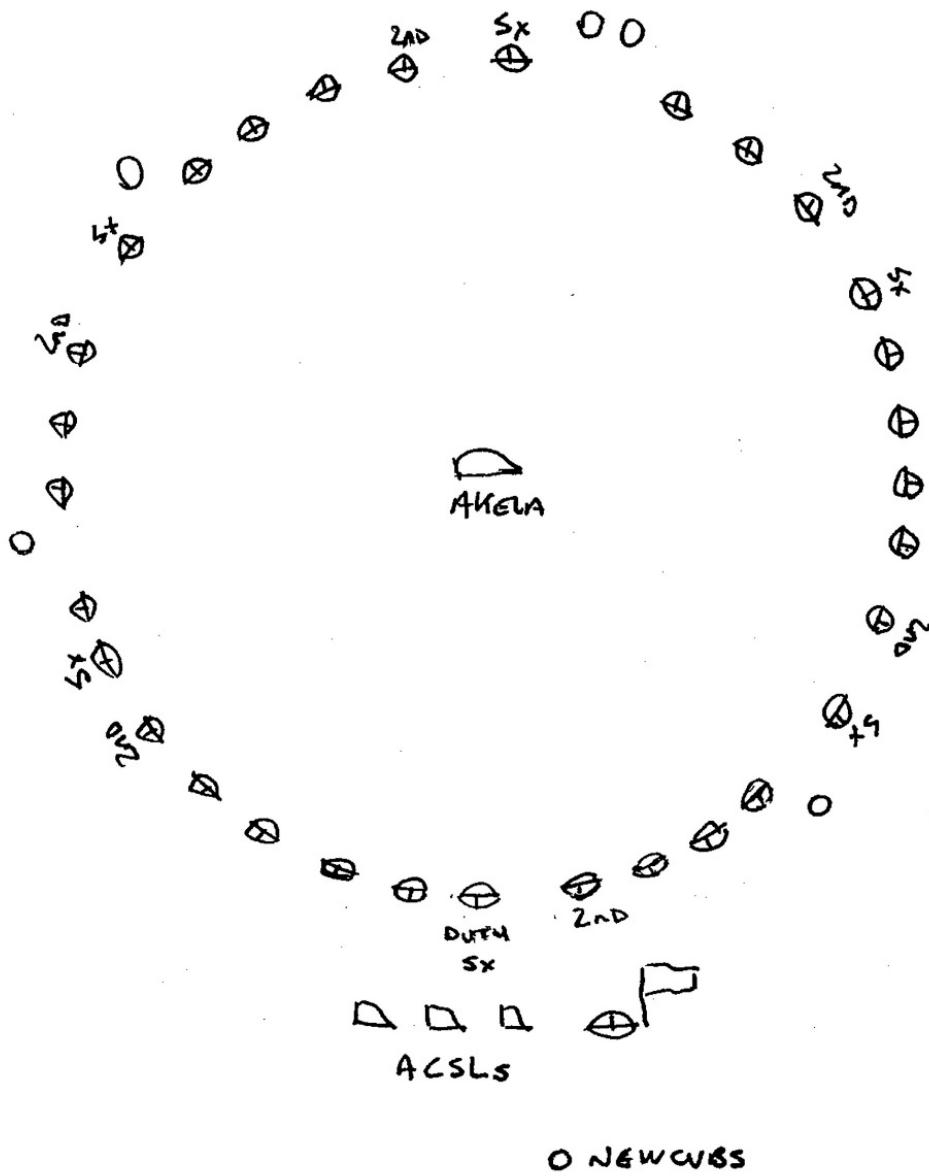
## Important to note:

Within the pack, the Grand Howl can be said either in Maltese or in English. For National Activities, the Grand Howl is to be said in Maltese. Therefore, the Maltese Grand Howl must be known by all Cubs.





Grand Howl Diagram





## Cub Scout Investiture

This is the most important ceremony for any new member in all sections where he/she will have to recite the Promise and Law of the Scout Movement, in relation to their section.

After the new cub has gained the requirements for the Membership Badge in the Tender Paw, then on the cub's request and with agreement with the Pack Leaders, an investiture ceremony is organized. The ceremony should not be excessively serious or complex. It should be simple as well as solemn. The family and friends are given notice when this ceremony is to take place and should be invited for the occasion. The Promise is a voluntary offer and not a vow. When they make their promise, the cubs freely undertake a commitment, they don't renounce anything nor do they make any kind of military or religious-type choice.

The Pack forms a horseshoe; the leaders will form a straight line in between the ends of the horseshoe. The Section Flag will stay at the left hand side of Akela. The Group Scout Leader is also present for this ceremony, where s/he stands on the right hand side of Akela.

Alert is called by one of the leaders, and the sixer whose new cub/s is making the Promise will bring forward the new cub/s in front of Akela. The sixer introduces the new cub/s to Akela and the Pack, and makes one step backwards. (The new cub is without a membership badge sewn on, a scarf and cap).

**Akela asks the new cub:** "Would you like to become a Cub Scout"

**Cub:** "Yes I Do"

**Akela:** "Do you know the Cub Scout Law and Promise"

**Cub:** "Yes I Do"

**Akela:** "Please recite the Law" and the cub recites the Law.

**Akela:** "Are you ready to make your Promise?"

**Cub:** "Yes"

The Section Flag is lowered horizontally without the flag touching the ground. Both Akela and the new cub, hold the Flag with their left hand, and with the right hand they make the Scout Sign. The new cub on his/her own will then recite the promise. The Flag is raised. Stand at Ease is called for all the other cubs.

Akela will then give the Membership Badge to the new cub. Akela may say:

**Akela:** "I trust you to do your best to keep this promise. You are now a Cub Scout and one of the World Wide Brotherhood of Scouts"

The GSL will then put the group scarf around the cub. The G.S.L. may say:

"This is your Group Scarf, wear it with pride and never do anything to disgrace it"

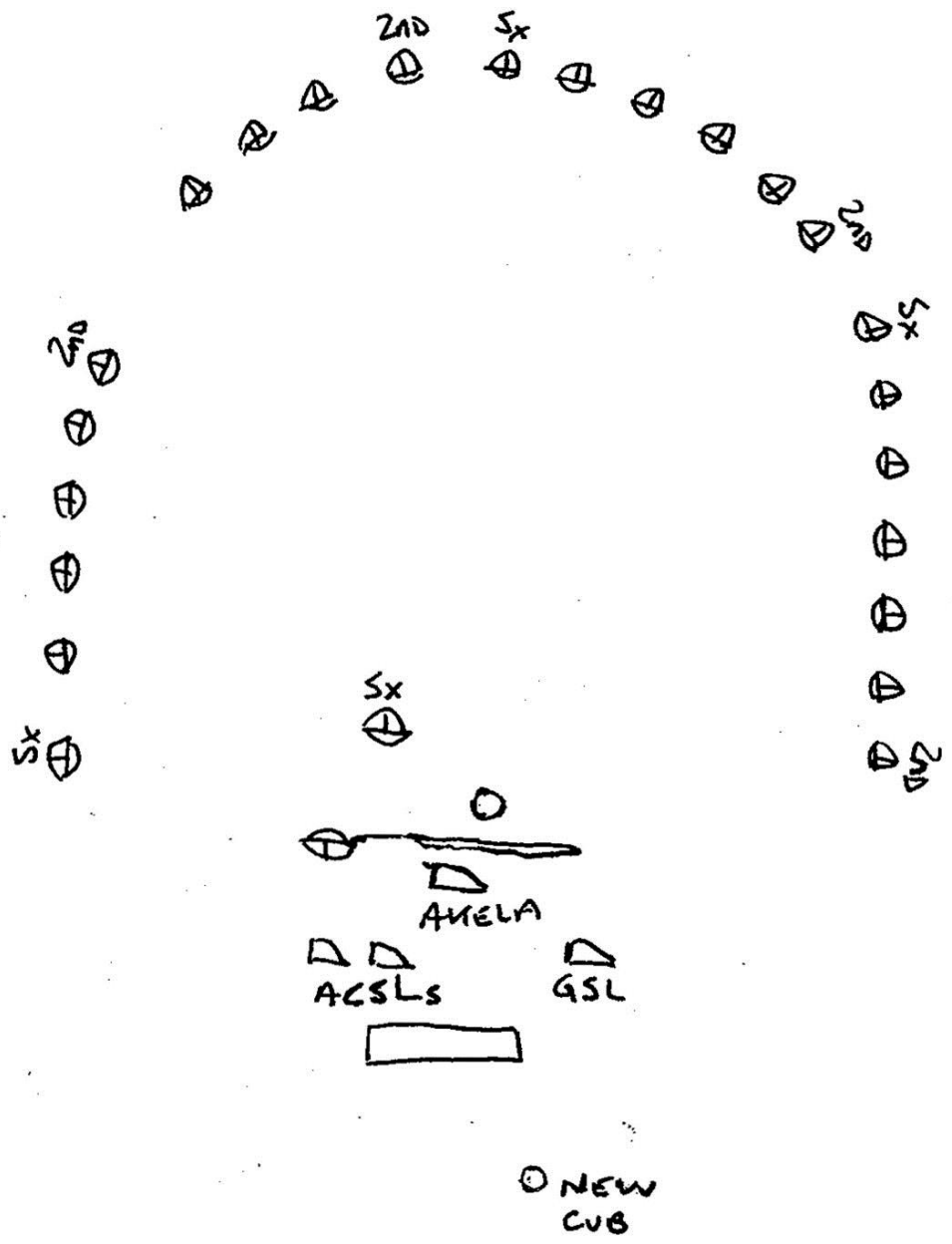
During an investiture ceremony, only one cub at a time makes the Promise and Law (if you cannot do otherwise no more than two (2) cubs should recite their Promise and Law simultaneously). Avoid mass promises.

Akela and the cub then salute each other and the cub rejoins the others. Leaders should always take into consideration the cub's nervousness at speaking aloud. Their memory of this special occasion should be a happy one.





Investiture Diagram



## The Going-Up Ceremony (Link Badge)

This is an important ceremony for the older cubs who have done their cubbing years within their pack. It is important that each cub should gain his/her link badge and has done all the requirements to gain it. This is the time when these 'older' cubs bid farewell to all the leaders who have helped them throughout their cubbing years and their fellow cubs.


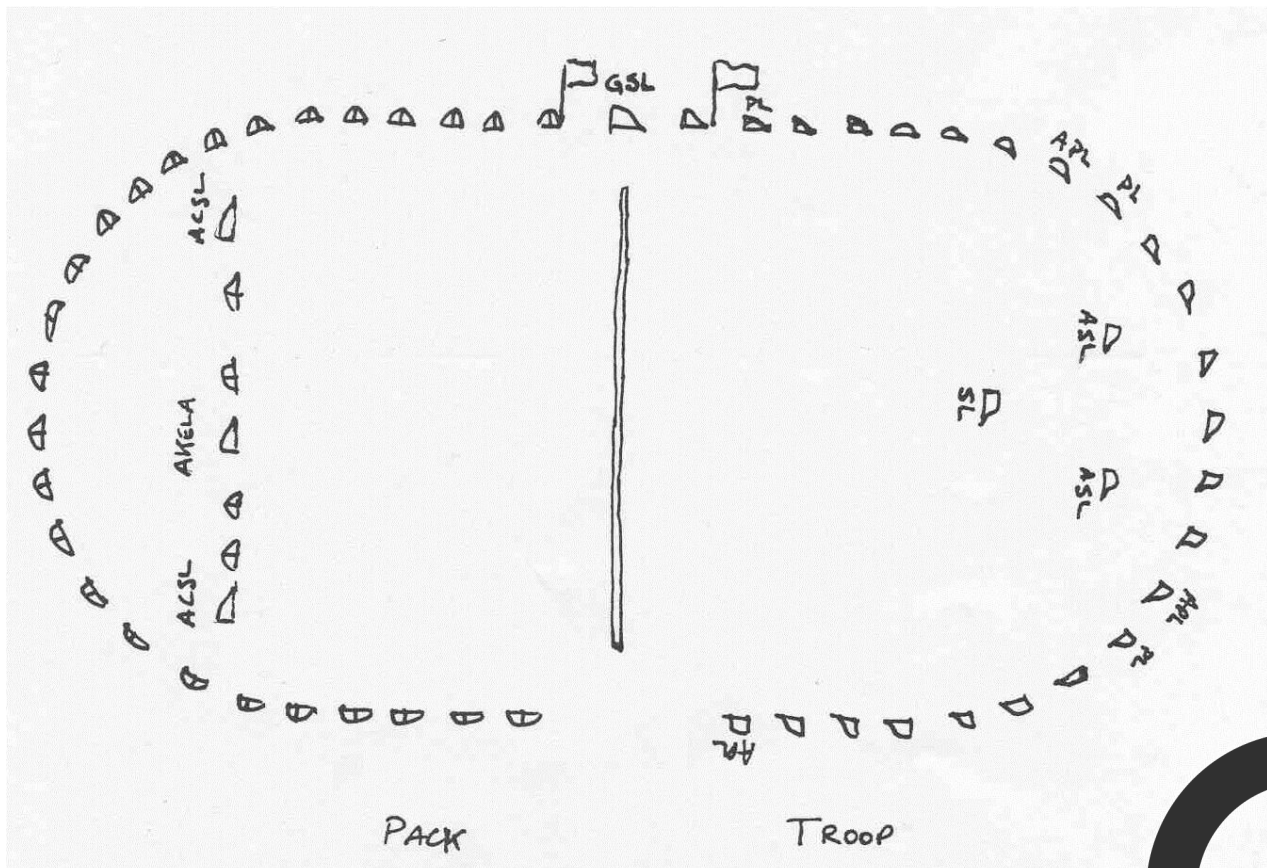
Both Pack and Troop sections form a double horseshoe facing each other from one end to another. The sections flags stand next to each other at one end, with the G.S.L in between. A log (or rope) is to be laid between both ends of the horseshoe.

Inside both horseshoes the Section Leaders stand facing each other at the ends of each semicircle, accompanied by the Assistant

Section Leaders. The G.S.L calls the group to the "Alert" and briefly explains the purpose of the ceremony.

Akela calls the cub/s who are going to cross over, shake the ACSL's hands. Then they walk up to the log (or rope), where they find the SL waiting for them. The Akela asks the cubs concerned to turn around and wave the final goodbye to their fellow cubs. Akela shakes hands with the cubs, says the last few words and bids farewell. Then all the leaders will help the cubs to 'jump' over the log (or rope).

The SL greets the new comers in the Troop and then calls the Patrol Leaders with whom the cubs are already acquainted. (having met them during their link badge period). After the new cubs are introduced to their respective PLs they will walk to their patrols.





# CUB MEETINGS

## Pack Meetings

Most Packs have a regular weekly meeting. These weekly meetings can also be held outside, weather permitting. Cub Scouts may also go on day trips, outings, District events etc. Below is an outline of a simple pack meeting which can be used as guidelines. Every pack adopts its own way of doing a meeting.

A 2 hr meeting is taken into account for the purpose of this manual.

Grandhowl Promise & Prayers Flag Break Instructions	15 mins
Games	15 mins
Arrows	30 mins
Games/Songs	15 mins
Badge work/Sixes corner Individual Evaluation	30 mins
Flag Down Prayers Instructions	15 mins

Meetings can be different from the above structure. In fact it is suggested that your meetings should be dynamically programmed. "Dynamically" means that not every meeting is the same as the previous one and the cubs are fully involved during the pack meeting. Singing, lectures or badges can be delivered by cubs themselves.

There is also the idea of "Fixed" meetings and "Variable" meetings. "Fixed" meetings are those meeting which have a fixed structure: such as Arrow Work meetings. "Variable" meetings are meetings which spice up your programme, such as bring in external speaks about a topic, hikes and other outing etc. It is suggested to have a mix of "fixed" and "variable" meetings, as this creates an interesting programme, and increases the opportunities, tools, and methods available for learning.

