

SPIRITUALITY

OUR TALENTS

Every child is born with a uniqueness which remains with them for the rest of their lives and which their parents and educators have to help them find and develop. Every child is gifted in some way or other and we have to make them understand that those gifts are inside them and to help them get them out. Every child should feel special and comfortable with this uniqueness and no child should feel that he/she came in this world as a result of a mistake!

Apart from this our Creator gave us gifts called talents and as leaders (along with their parents), we can help them identify their particular talents and work on them to become resourceful and responsible adults. NO child should be led to think that they have absolutely no talents...we should help them seek their talents and work on them to make them useful for themselves and those around them.

To build healthy self-esteem, all children need to feel that they can do at least one thing very well. Many times, though, a child's special talent is overlooked because it's not an area that is recognized at school or elsewhere.

Parents and educators can discover the children's special talents by providing varied experiences and opportunities. Then they can help the children by working with them at home or in our case, during our activities. Here are some of the steps you can take:

- o Let children know that success is possible and that they will benefit from trying their best in school and other activities. Let them know that you expect them to try their best.
- o Engage the children. Talk to them and spend time together during meetings and activities. Encourage conversation in any way you can: Talk about current events. Ask the child what is the best part and the hardest part of a particular day. Or focus on an important topic to them, such as what he or she did at school or at home recently.
- o Pay attention to what the children like to do. Help them develop those skills or find out where they can learn more.
- o Take the children to places where they can learn. Schedule trips to museums, the library, or bookstores, especially when children's events are planned.
- o Organize community service with an organization or cause that is meaningful for them. This may allow them to develop a deeper understanding or mastery of their interests and learn about responsibility and commitments.
- o Enlist a mentor in their family or community who can help the children develop their talents and serve as a role model.
- o Work with parents to gain a better understanding of the child's learning style, strengths, and weaknesses.

Suggestions: A power point presentation can be used for the cubs to engage more in the session. Pictures help the cubs understand better.



ACTIVITY FACT SHEET



Activity: Spiritual Session



Objective: Being aware of and utilizing talents in a positive way



Time: 2 hours



Outline: Encourage the cubs to see what their talents are. If someone is finding it hard, the other cubs can help him/her out by saying what they think that his/her talents are. In this session cubs should feel unique and able. You can use the powerpoint 'Il- Kaxxa tal- Ghodda' found in the resources section. When they discover or point out their talents, ask them to prepare something short to present it to their peers. This session or the one after can take the form of a talent show.



Equipment: Power point presentation



Place: Group HQ



Group Size: Pack









3rd Parties: N/A



ACTIVITY FACT SHEET



During the Activity:

-  – This session can take the form of a discussion so the cubs can interact and share ideas between them. In this discussion cubs will realize the beauty of diversity in talents and that everyone has a contribution to make in society because everyone has a talent in him/her waiting to come out.
-  – It depends on the talent the cubs have.
-  – Learning about talents and explore what their talents are.
-  – Creativity depends on how every individual expresses his/her talents.
-  – Give the cubs the opportunity to discuss how different emotions can be expressed through different talents for example by playing an instrument, acting, dancing, singing, painting, etc.
-  – Appreciating each other's talents and reflecting about how they can use them in positive ways like making people happy by singing, etc.

After the Activity:

At times leaders notice talents which the cubs are not aware of having. Cubs should be encouraged to develop their talents and this helps to boost their self-esteem and the way they look at themselves. The leader can remind the cub to make use of this talent in scouting activities, like campfires, talent nights, etc. or use it to do a proficiency/interest badge.

