



COMMUNICATION

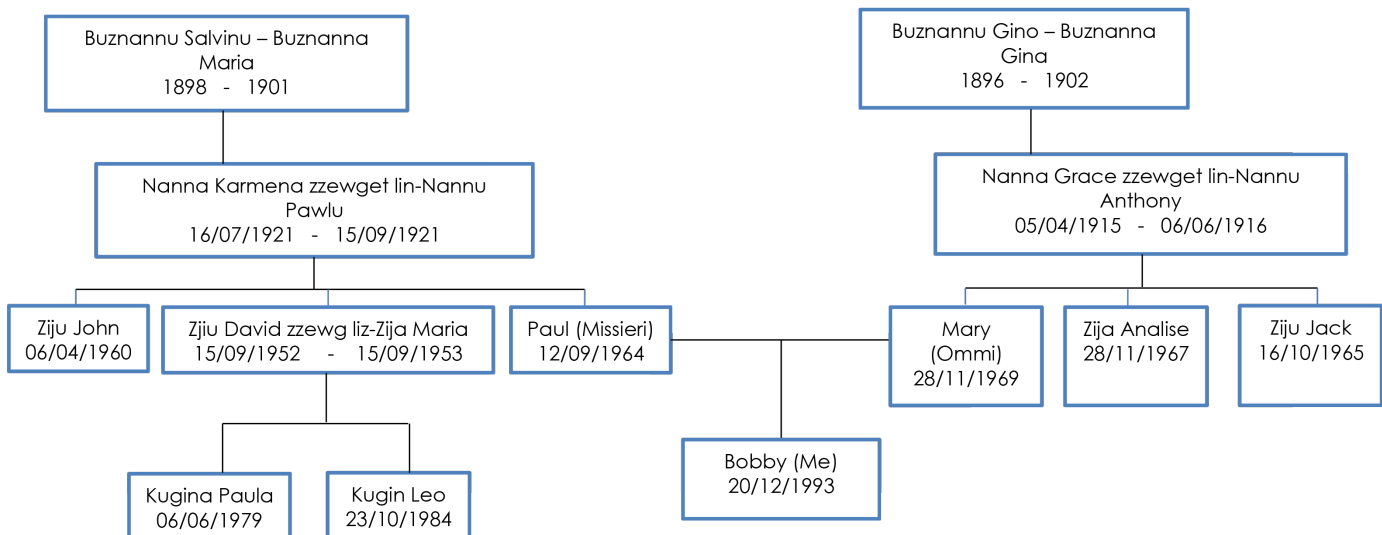
Requirements for this part cannot be changed.

The purpose for this communication process is to teach the cubs to research through word of mouth or by today's means of communication.

One requirement is to be chosen.

Items listed in the cub book are the only proper requirements to be followed, namely:

- o Send an email to a person and present his reply.
- o Create a family tree starting from your great grandfathers and mothers and if possible include dates of birth. (There is no need to include the brothers/sisters of the grandfather/grandmother). Note: An example is given below



ACTIVITY FACT SHEET



Activity: Pack Meeting



Objective: Construct your family tree



Time: 1 -2 Hours



Outline: Working on the family tree helps the cubs take a look at their roots. First explain to the cubs what a family tree is and then guide them how to do it. They would need to communicate with their parents and grandparents to get all the information, maybe even listen to some old stories in the mean time. When they have gathered all the necessary information, the cubs can work with the leader to place all the information in the tree as in the example above.



Equipment: Computer or papers, ruler, pencil, pen, eraser, (optional photos)



Place: Group HQ



Group Size: Silver/Gold Section







3rd Parties: N/A



ACTIVITY FACT SHEET



During the Activity:

-  – The cubs will have the opportunity to get to know their family history and trace their roots.
-  – This particular activity helps the cub to understand the origins of his family and his ancestors.
-  – Each cub has his 'unique' way since each family tree is different. In addition they can decorate and add any details that they like, e.g. add photos.
-  – This aspect may be reached when the cub sees different generations of his family where, some may have already died, some still alive and by time he will too get old.

