

Three Day Expedition including training and final report

Notes

Carry out expedition as a trial, then plan and undertake an expedition with two nights out, to an unfamiliar territory, at home or abroad.

The expedition could be:

- on foot (approximately 60 kilometres),
- by cycle (approximately 100 kilometres),
- by canoe or kayak (approximately 50 kilometres)
- or other boat (distance depends on type of craft).


Training for an expedition should include:

- route cards, map, compass
- lightweight camping and equipment
- knowledge of country code and sea laws
- balanced menu
- adequate clothing and footwear
- adequate equipment for the journey
- safety and first aid knowledge

In the report you should write the type of training that you carried out, the equipment that was used, the food prepared, the route undertaken and updated route cards.

You should also mention issues which you encountered and how they were tackled. You should also mention what you would have done differently next time.

You can use any media you want to deliver your report



Build a raft and sleep on it for a night.

Raft building can be done on many levels, from producing a raft to carry a teddy bear across a paddling pool, to a raft to carry the whole unit across a lake. It traditionally involves building a raft from various objects, usually pioneering poles, ropes and barrels.

This activity promotes team work and cooperation as well as testing out the group's knowledge of knots and their concepts of building items from scratch.

As with most water-based activities, getting wet is part of the fun.

This activity could be part of your Summer camp. Make sure that the materials you use for the raft are strong enough.

This requirement deals with two challenges; firstly the building of the raft in a robust way and secondly to sleep for a night on this raft in the middle of the bay. Are you up for the challenge?

Notes

During a camp try building a hammock and sleep in it

Notes

A hammock is a sling made of fabric, rope, or netting, suspended between two points, used for swinging, sleeping, or resting. It normally consists of one or more cloth panels, or a woven network of twine or thin rope stretched with ropes between two firm anchor points such as trees or posts. Hammocks were developed by native inhabitants of Central and South America for sleeping.

Later, they were used aboard ships by sailors to enable comfort and maximize available space, and by explorers or soldiers travelling in wooded regions and eventually by parents in the 1920's for containing babies just learning to crawl.

Consider the amount of space needed for a hammock to be properly supported. To fulfill this requirement you must plan and design your own hammock with a free standing structure.

<http://www.instructables.com/id/DIY-Hammock-Stand/?ALLSTEPS>



Participate in an international Scouting Forum/Seminar.

International opportunities for Ventures are forever present. Contact the international department to check whether there are any open applications for Ventures or Youth In Actions projects that you and your unit can benefit from. (ic@scout.org.mt)

Also make sure you check Scoutkeeper regularly as all the opportunities are listed in the articles section. (www.scoutkeeper.net)

If you have a facebook account you can join in the facebook group named “The Scout Association Of Malta – International Department” as well as the ventures page.

Notes





Initiate a partnership with a foreign unit concluding with an activity in the end.

Notes

It is always healthy for any group or unit to exchange ideas with foreign groups.

Holding such an activity does not necessarily mean that you need to travel abroad to hold an activity.

Today it is very easy to communicate with other fellow scouts around the world. A simple activity can be as follows:

After familiarising yourself with the foreign group, send to them a scout craft which your group did, a traditionally Maltese recipe, a game which your group enjoys playing (with a clear scouting objective). Make sure you receive the same kind of ideas from the other group. Carry out these activities and share experiences with them. You can also swap badges, your group scarf and also discuss the differences in the scouting programme.






Compile a presentation or a short Movie Clip

Compile a presentation or a short Movie Clip with different activities carried out during the past months or else of a particular special project.

During a special group occasion for example during a parents' activity compile the presentation and show it to the people present for the meeting

Notes



Organise a Joint Activity with another Unit.

Joint Activities are a fun way to get to know other Venture Scouts and enlarge your circle of friends.

Through a joint activity a lot of learning can happen especially when engaging in planning and execution of the activity. Soft skills play an important role in such preparation and we encourage each unit to embark on joint activity projects across the islands.

For a joint activity to be successful, the following need to be addressed:

- Aim & Objective
- Identify at least three reasons why this activity is important
- How will the scouting experience enhance the knowledge of the participants
- Create a planning and preparation checklist to use during the activity
- Is it Challenging, Useful, Rewarding and Achievable (CURA).

The activity can be a simple half day or even a weekend camp. Make sure that your leaders are aware of these preparations.

The objectives of the Joint Activity should be clearly defined and after the activity a report should be drafted.

Notes



Participate in a World Scout Jamboree or an international camp.

Notes

The World Scout Jamboree is an excellent opportunity to experience Scouting on a worldwide scale. Make it a point that at least once in your scouting life you attend a Jamboree.


In Scouting, a jamboree is a large gathering of Scouts who rally at a national or international level.

The 1st World Scout Jamboree was held in 1920, and was hosted by the United Kingdom. It was for this jamboree that the founder of scouting, Lord Baden-Powell, wrote the song "ging gang goolie" because it could be sung by anyone. Since then, there have been twenty two World Scout Jamborees, hosted in various countries, generally every four years.

Kandersteg International Scout Centre

Kandersteg International Scout Centre is a World Centre of the World Organisation of the Scout Movement (WOSM). The Centre began in 1923 with Lord Baden-Powell, who, after the first World Scout Jamboree, had a dream about a place where all Scouts from all over the world could meet. His dream came true and now YOU have the opportunity to visit Kandersteg International Scout Centre and live YOUR Dream! (www.kisc.ch)

Contact the International department for further information (ic@scout.org.mt)



Improve your orienteering skills and research on the proper way to set up an orienteering course.

Notes

An orienteering course could be a brilliant way in order to teach different techniques to new Venture Scouts. You can also decide to invite Patrol Leaders and Assistant Patrol Leaders for the course.

During the course you should do a demonstration on several lashings and also on structures which are used on most of the pioneering projects such as trestles.

After the course it is strongly suggested that you organise an orienteering competition for the Unit. Give points for Stability, Rigidity, Knots and Teamwork. Rather than just giving points give constructive criticisms and show the teams the right way to do it. More of a competition it should be a learning challenge.



Do a risk assessment for a unit activity

Notes

What is a Risk Assessment?

A risk assessment is simply a careful examination of what, in your activities, could cause harm to people, so that you can weigh up whether you have taken enough precautions or should do more to prevent harm. Scouts have a right to be protected from harm caused by a failure to take reasonable control measures.


Risk Assessments are needed for all outdoor activities and certain indoor activities. In a risk assessment you should list all the risks that the scouts doing the activity could encounter and suggest a way how to tackle those risks

Follow these five steps:

1. Identify the hazards
2. Decide who might be harmed and how
3. Evaluate the risks and decide on precaution
4. Record your findings and implement them
5. Review your assessment and update if necessary

When thinking about your risk assessment, remember:

- a **hazard** is anything that may cause harm, such as chemicals, electricity, working from ladders, an open drawer, etc; and
- the **risk** is the chance, high or low, that somebody could be harmed by these and other hazards, together with an indication of how serious the harm could be.



Travelling through the air...JOTA/JOTI

What is JOTA/JOTI

The World Scout Jamboree On The Internet (JOTI) and on the Air (JOTA) is an international Scout Meeting which takes place every year on the third weekend of October. This is an official event of the World Organization of the Scout Movement.


During that weekend, thousands of Scouts from all over the world meet and communicate with each other over the Internet and the Air, using any technologies locally available from web browsers to e-mail, chat programs, microphones and digital camera.

The Jamboree On The Air (JOTA), is the event where Scouts can communicate with each other over radio amateur frequencies with the assistance of a local radio amateur crew.

JOTI/JOTA allows you to build friendships with Scouts in other countries and to find out more about their civil and scouting life. Often, these contacts last for years and build the base for upcoming group trips and enterprises.

As part of this requirement you are requested to actively take part in this event. How many International Scouts can you contact over the weekend? Contact 5 Scouts from each continent and find out why they joined Scouts, ask about their traditions, uniforms etc.

Notes



Visit a Scout Centre and volunteer for a day.

Notes

Scout Centres are spread all over the world, carry out a day of service in one of these centres and get a signed certificate from the Centre Coordinator

You can browse then net for Scout **SCENES** centres but you don't have to go that far. The National Scout Campsite in Ghajn Tuffieha always requires some assistance to keep it going.

Contact: campsite@scoutkeeper.net



Act as an IST/NST at a scouting event nationally or abroad.

Notes

The International Service Team (IST) are Scouts aged 18 and over who help to build large-scale Scouting events, the most notable being World Scout Jamborees. They arrived one week before the beginning of the actual event for preparation and normally leave two days after the closing of the event.

There were over 8600 members of the IST at the 21st World Scout Jamboree, and they helped to build, run, take down and maintain the events, activities and services on the Jamboree site.

The National Service Team (NST) works on the same lines as the IST with the difference that the anyone from the age of 16+ can participate and participate as a NST.

This is a good opportunity to work on large-scale activities where different skills sets will be used and the learning experience is a very positive one.

Keep an eye for any district or national activities. Participate actively in one of these events as an IST/NST.
